

**Sanskar School, Jaipur**  
**Introductory letter**  
**Session- 2021-22**  
**Theme- 4 How We Organize Ourselves**  
**Grade :- Praveshika**



Dear Parents,

We would like to inform you that after completion of Transdisciplinary theme '**How We Express Ourselves**'. We will begin with our next unit of inquiry under the Transdisciplinary theme – '**How We Organize Ourselves**' in which we will inquire about our Community Helpers. The central idea of this unit is 'Organizations depends upon people who help us in better functioning'.

Through this unit, the students will inquire into :-

<b>Transdisciplinary Theme</b>	<b>How We Organization Ourselves</b>
<b>Central Idea</b>	<b>Organization depends upon people who help us in better functioning.</b>
<b>Lines of Inquiry</b>	<b>1. People who help us.</b>

	<p><b>2. Importance of helpers in Organization</b></p> <p><b>3. Ways to appreciate our helpers.</b></p>
<b>Key concepts</b>	<ul style="list-style-type: none"> <li>● <b>Function:</b> Learners will be able to know about our helpers and their work.</li> <li>● <b>Connection:</b> Learners will understand about the helpers and the help they do to us.</li> <li>● <b>Responsibility:</b> Learners will develop the attitude of being respectful towards the people who help us.</li> </ul>
<b>Learner Profile</b>	<ul style="list-style-type: none"> <li>● <b>Caring:</b> Learners will develop this learner profile by showing concern and care towards community helpers .</li> <li>● <b>Principled-</b> Learners will be able to behave well and show empathy towards the people who help us.</li> <li>● <b>Inquirer:-</b> Learners will inquire about how they help us using various tools ,vehicle and their work places.</li> </ul>
<b>Approaches to learning</b>	<ul style="list-style-type: none"> <li>● <b>Social Skill :</b> Learners will be encouraged to listen to others, be patient and to let others also speak.</li> <li>● <b>Self-Management Skill :</b> Learners will be encouraged to manage their thoughts, feelings and ideas. They will talk about their work and use in our day to day life during group discussion.</li> </ul>
<b>Subject Focus</b>	Languages, Mathematics, S.St, Arts, PSPE ,Dance, Music
<b>Suggested website</b>	<p><a href="https://www.youtube.com/watch?v=5cpMAAtUzsX4">https://www.youtube.com/watch?v=5cpMAAtUzsX4</a></p> <p><a href="https://www.youtube.com/watch?v=fA7nr-mqBbQ">https://www.youtube.com/watch?v=fA7nr-mqBbQ</a></p> <p><a href="https://www.youtube.com/watch?v=z3z11ptDlhA">https://www.youtube.com/watch?v=z3z11ptDlhA</a></p> <p><a href="https://www.youtube.com/watch?v=kUx7Y0xExxc">https://www.youtube.com/watch?v=kUx7Y0xExxc</a></p> <p><a href="https://www.youtube.com/watch?v=21E_wH4TkoY">https://www.youtube.com/watch?v=21E_wH4TkoY</a></p> <p><a href="https://www.youtube.com/watch?v=jt2q1cHsH6E">https://www.youtube.com/watch?v=jt2q1cHsH6E</a></p> <p><a href="https://www.youtube.com/watch?v=eqqauEyrpuQ">https://www.youtube.com/watch?v=eqqauEyrpuQ</a></p>

**Suggested activities –**

1. Help your ward identify helpers in your surrounding.
2. Ask them to observe the work they are doing for us.
3. Talk to them about various community helpers who are around us and help we get in our day to day life.
4. Talk to them about ways of appreciating their work and efforts by respecting them sand by helping them in need.

If you observe your ward’s responsible action during or after the theme, please share with us so that we can appreciate it.











**Thank You**

**SANSKAR SCHOOL**  
**GRADE-PRAVESHKA**  
**Assignment-17**  
**13<sup>th</sup> December'21, Monday**

**ENGLISH-** 1) Watch the video to know about the use of These and Those  
<https://youtu.be/TkpSsdQCaKY>

2) Do the given worksheet.

**These or Those?**

1. \_\_\_\_\_ are dogs. 
2. \_\_\_\_\_ are marbles. 
3. \_\_\_\_\_ are eyes. -----> 
4. \_\_\_\_\_ are trees. -----> 
5. \_\_\_\_\_ are books. 
6. \_\_\_\_\_ are carrots. 
7. \_\_\_\_\_ are bottles. -----> 
8. \_\_\_\_\_ are fingers. 
9. \_\_\_\_\_ are skirts. 
10. \_\_\_\_\_ are butterflies. -----> 

**MATHS:** Watch the video to know about Descending order and do the given worksheet.

<https://youtu.be/coj4Wt6XZ7U>

**Arrange the numbers in descending order-**

**Big -----small**

<b>7</b>	<b>5</b>	<b>8</b>	<b>2</b>	<b>3</b>

<b>23</b>	<b>10</b>	<b>34</b>	<b>42</b>	<b>50</b>

<b>15</b>	<b>12</b>	<b>18</b>	<b>16</b>	<b>13</b>

<b>26</b>	<b>44</b>	<b>39</b>	<b>12</b>	<b>21</b>


हिन्दी- 1) वीडियो देखकर ऋ की मात्रा के शब्द पढ़िए व कोई भी 8 शब्द अपनी अभ्यास पुस्तिका में लिखिए।

<https://youtu.be/cnoXwnP3f20>

2) कार्यपत्रक पर रंगों के नाम लिखिए।

**Learning Outcomes:** छात्र अपनी चिंतन शक्ति का प्रयोग करते हुए रंग का सही नाम चुन सकेंगे।

गुलाबी	भूरा	नारंगी	पीला	काला
बैंगनी	लाल	सफ़ेद	हरा	नीला



**UOI:** 1) Watch the story- Frog and the Snake.

<https://youtu.be/DICgVsfrp8o>

**PE:** Watch the video to do stretching exercise.

<https://youtu.be/6faJ5Wp0PGY>

**MUSIC:** Watch the video and learn -Jungle animal Song

<https://youtu.be/NNELmTbw9yM>



